




## Complete Range

World's best high-performance saws machinery



Gedung Graha Pena, Lt. 9 No. 902B,  
Batam 29461, Indonesia  
Tel: (62) 778 464 465  
E-mail: [sales@lfc.co.id](mailto:sales@lfc.co.id)

8 Ubi Rd 2, #03-01, Zervex  
Singapore 408538  
Tel: (65) 6749 9697  
E-mail: [sales@lfc.com.sg](mailto:sales@lfc.com.sg)



Christian Behringer and Rolf Behringer now head the company in its third generation of family management.

**Innovative Sawing technology – A worthwhile investment**

Whether shop floor model or high-end industrial saws – our aim is to always be „one step ahead“ in terms of sawing performance and accuracy. We work closely together with saw blade manufacturers, we carry out tests with materials from our customers, and we are always looking for new challenges in the field of cutting steel, aluminum and special alloys. Through our constantly improving saw technology and innovation, we are able to support our customers and to give them a clear advantage in times of fierce competition. Such an investment is worthwhile from the very first day.

**We are BEHRINGER – With passion**

It is the ambition of everyone on our team, which brings us forward. Our highly qualified engineers and technicians are working constantly to improve

and further enhance our products. They conceive new products and features, refine, develop, and manufacture our high-performance saws in a committed and target-oriented manner. We are always striving for perfection – always with enthusiasm for new challenges.

**Made by BEHRINGER – Made in Germany**

“From red iron to the finished product” – the extensive production depth, high-end machining centers, state-of-the-art manufacturing methods and the integrated quality assurance system ensure the high quality standard of our products at every stage. Our own latest-state-of-the-art foundry and our long experience in the field of ductile and cast iron contribute to the premium quality of our cast components. This is how we achieve a high degree of toughness, a solid construction for maximum performance, high cutting accuracy and long service life of the tools and of every original BEHRINGER sawing machine.



# Perfection from tradition

It is the passion for the sawing process that has been driving us as industry leaders in band saw and circular saw technology.



**Customer-oriented sawing concepts**

We know exactly what our customers need in terms of sawing. We understand their needs by always keeping in touch.

**Individual solutions are our strength**


BEHRINGER is an industry leader when it comes to customized solutions around the issue of material handling. We provide solutions specific to our customers need and are able to act in the capacity of overall project manager if required.

The modular design concept behind our saws allows us to supply a perfect solution to address your specific needs – ensuring the safe handling of even the heaviest of parts.

**We are local as well as global**

We are in places where our customers are – nationwide and international. With our locations in Germany, France, USA and China as well as with over 40 agencies worldwide, we are setting the standard in terms of implementing customer-focused service and communication. We know the markets, the industry, and its challenges.

A well-developed network of service technicians and service partners ensures prompt after-sales support on a manufacturer’s quality level. Our well-equipped spare parts storage and in-house manufacturing assure a fast and – even more importantly – reliable spare parts supply, even for saws, which have provided more than 30 years of service.






# Semi-automatic machines for single cuts

The affordable combination of high cutting output and simple handling.



Gedung Graha Pena, Lt. 9 No. 902B,  
Batam 29461, Indonesia  
Tel: (62) 778 464 465  
E-mail: [sales@lfc.co.id](mailto:sales@lfc.co.id)

8 Ubi Rd 2, #03-01, Zervex  
Singapore 408538  
Tel: (65) 6749 9697  
E-mail: [sales@lfc.com.sg](mailto:sales@lfc.com.sg)



BEHRINGER HBP430

A meticulously engineered machine concept

- Easy accessibility
- Reliable material clamping
- Universal application

Versatile application

- Steel trade/steel construction
- Metal construction
- Mechanical engineering
- Aerospace industry
- Automotive and supply industry
- Forging industry
- Tool and mold making



BEHRINGER HBP263

## Technical Data

Model	Cutting range	
	90° round	90° flat W x H
HBP263	10.2	11.8 x 10.2
HBP313	12.2	19.6 x 11.8
HBP413	16.1	19.6 x 15.7
HBP513	20.0	19.6 x 19.6
HBP430	17.0	17.0 x 17.0
HBP530	20.8	27.6 x 20.8
HBP530-1104	20.8	43.3 x 19.6
HBP610	24.0	24.0 x 24.0
HBP650	26.4	31.5 x 25.6
HBP800	31.5	31.5 x 31.5
HBP1000	39.3	39.3 x 39.3

All measurements in inch



# Fully automatic machines for versatile application


Fast, precise execution of multiple cuts. Makes for optimum efficiency in every field of metalworking.

## Stable cast construction and pillar guides

- High stability
- Outstanding cutting accuracy
- Precise cut-off length
- Extreme efficiency
- Reliable operation
- Energy efficient
- Compact

## Simple, reliable operation

- Good access to the machine
- User-friendly NC program control



BEHRINGER HBP800-850A



BEHRINGER HBE 261A Dynamic

## Technical Data

All measurements in inch

Model	Cutting range			Cutting range			Feed length Single stroke
	90° round	90° square W x H	90° flat W x H	45° round	45° square W x H	45° flat W x H	
HBE261A Dynamic	10.2	10.2 x 10.2	11.8 x 10.2	-	-	-	25.1
HBE321A Dynamic	12.6	12.6 x 12.6	13.7 x 12.6	-	-	-	25.1
HBE411A Dynamic	16.1	20.0 x 16.1	20.0 x 16.1	-	-	-	24.6
HBE511A Dynamic	20.0	20.0 x 20.0	20.0 x 20.0	-	-	-	24.6
HBP263A	10.2	10.2 x 10.2	11.8 x 10.2	-	-	-	15.7
HBP313A	12.2	11.8 x 11.8	19.7 x 11.8	-	-	-	15.7
HBP413A	16.1	15.7 x 15.7	19.7 x 15.7	-	-	-	15.7
HBP513A	20.0	19.7 x 19.7	19.7 x 19.7	-	-	-	29.5
HBP263A-G	10.2	10.2 x 10.2	11.8 x 10.2	10.2	10.2 x 10.2	10.2 x 10.2	15.7
HBP313A-G	12.2	12.2 x 12.2	15.7 x 12.2	12.2	12.2 x 12.2	13.7 x 12.2	15.7
HBP430A	17.0	17.0 x 17.0	17.0 x 17.0	-	-	-	23.6
HBP530A	20.8	20.4 x 20.4	20.8 x 20.4	-	-	-	19.6
HBP610A	24.0	24.0 x 24.0	24.0 x 24.0	-	-	-	19.6
HBP650-850A	25.6	25.6 x 25.6	33.4 x 25.6	-	-	-	19.6
HBP800-850A	31.5	31.5 x 31.5	33.5 x 31.5	-	-	-	19.6
HBP1000A	39.3	39.3 x 39.3	39.3 x 39.3	-	-	-	19.6






## Unbeatable speed – even with the toughest jobs

To address the most stringent requirements. Ideal for high production and particularly hard steel qualities.

Aluminium, NF metals, materials with difficult cutting properties – the HBM series cuts practically anything down to size. With even greater simplicity, greater precision and, most importantly, higher speed.

The HBM makes light work of even the highest chip volumes. You too can benefit from the efficiency and flexibility of these outstanding high-performance bandsaws.



HBM cut-off gripper (option)



BEHRINGER HBM440A



Gedung Graha Pena, Lt. 9 No. 902B,  
Batam 29461, Indonesia  
Tel: (62) 778 464 465  
E-mail: [sales@lfc.co.id](mailto:sales@lfc.co.id)

8 Ubi Rd 2, #03-01, Zervex  
Singapore 408538  
Tel: (65) 6749 9697  
E-mail: [sales@lfc.com.sg](mailto:sales@lfc.com.sg)

### Made for heavy-duty application

- Optimum processing quality
- Outstanding speed
- Unbeatable service life
- Process-safe material handling

### Saws practically any steel type

- Tool steels
- Stainless steels
- Heat/acid-resistant steels
- High-alloy steels
- All structural and carbon steels

### The ideal solution for aluminium too

- Special versions for aluminium machining
- Extreme cutting speeds
- Effective chip disposal

### Low-manned production

- Available in range of automation stages, e.g. with magazine, cut-off gripper, marking unit etc.



### Technical Data

Model	Cutting range		Feed length single stroke
	90° round	90° flat W x H	
HBM370A	14.5	17.3 x 14.5	23.6
HBM440A	17.3	17.3 x 17.3	23.6
HBM540A	21.2	24.8 x 21.2	19.6
HBM800A	31.4	31.4 x 31.4	23.6
HBM800-1201A	31.4	47.2 x 31.4	23.6
HBM440ALU	17.3	17.3 x 17.3	23.6
HBM540ALU	21.2	24.8 x 21.2	19.6
HBM800ALU	31.4	31.4 x 31.4	23.6
HBM800-1201ALU	31.4	47.2 x 31.4	23.6
HBM440A-PC-E	17.3	17.3 x 17.3	23.6
HBM540A-PC-E	21.2	24.8 x 21.2	19.6


All measurements in inch





## Miter-cutting bandsaws – universal and flexible

Made for miter cuts and steel profiles.  
Impressive output and cutting range.



BEHRINGER HBP410-923G



### Every cut a masterpiece of precision

- Optimum positioning accuracy for right/left miter cuts
- Also for large cutting widths
- For wide-ranging different angles

### Amazingly versatile

- Highly flexible, easy-to-operate angular adjustment
- Troublefree adjustment to individual requirements
- Wide-ranging different transport systems for simple material handling

### Technical Data

Model	Cutting range		Miter right	Miter left	
	90° round	90° flat W x H	45° flat W x H	45° flat W x H	30° flat W x H
HBP263G	10.2	15.7 x 10.2	-	10.2 x 10.2	5.9 x 5.9
HBP260-403G	10.2	15.7 x 10.2	7.8 x 10.2	10.2 x 10.2	5.9 x 5.9
HBP313G	12.2	20.4 x 12.2	-	13.7 x 12.2	9.0 x 11.8
HBP310-523G	12.2	20.4 x 12.2	10.2 x 12.2	13.7 x 12.2	9.0 x 11.8
HBP410-723G	16.1	27.5 x 15.7	17.7 x 14.9	17.7 x 15.7	11.8 x 11.8
HBP410-923G	16.1	35.4 x 15.7	23.6 x 14.9	23.6 x 15.7	15.7 x 11.8
HBP510-723G	20.0	27.5 x 19.6	17.7 x 19.6	17.7 x 19.6	11.8 x 15.7
HBP510-923G	20.0	35.4 x 19.6	23.6 x 19.6	23.6 x 19.6	15.7 x 15.7
HBP510-1208G	20.0	47.2 x 20.0	31.8 x 20.0	31.8 x 20.0	20.0 x 20.0
HBP800-1304G	31.4	51.1 x 29.5	31.4 x 23.6	31.4 x 23.6	-

All measurements in inch







Gedung Graha Pena, Lt. 9 No. 902B,  
Batam 29461, Indonesia  
Tel: (62) 778 464 465  
E-mail: [sales@lfc.co.id](mailto:sales@lfc.co.id)

8 Ubi Rd 2, #03-01, Zervex  
Singapore 408538  
Tel: (65) 6749 9697  
E-mail: [sales@lfc.com.sg](mailto:sales@lfc.com.sg)

## The specialists for structural steel work



BEHRINGER HBP310-523GA



**Developed for automatic left  
and right miter cuts.**

Angular precision guaranteed

- Highly efficient through NC angular adjustment
- High degree of positioning accuracy with NC length measurement device
- High feed length even with single stroke
- Reliable bundle cuts with package clamping unit (Option)

### Technical Data

Model	Cutting range			Miter left						Miter right			Feed length Single stroke
	90° round	90° square W x H	90° flat W x H	45° round	45° square W x H	45° flat W x H	30° round	30° square W x H	30° flat W x H	45° round	45° square W x H	45° flat W x H	
HBP310-403GA	12.2	12.2 x 12.2	15.7 x 12.2	12.2	12.2 x 12.2	13.7 x 12.2	7.8	7.8 x 7.8	7.8 x 12.2	10.6	10.6 x 10.6	10.6 x 12.2	47.2
HBP310-523GA	12.2	12.2 x 12.2	19.6 x 12.2	12.2	12.2 x 12.2	12.6 x 12.2	7.8	7.8 x 7.8	7.8 x 10.6	10.6	10.2 x 10.2	10.2 x 12.2	118.1
HBP410-723GA	16.1	15.7 x 15.7	24.4 x 15.7	16.1	15.7 x 15.7	17.7 x 15.7	11.8	11.8 x 11.8	11.8 x 11.8	14.9	14.9 x 14.9	17.7 x 14.9	118.1
HBP410-923GA	16.1	15.7 x 15.7	32.2 x 15.7	16.1	15.7 x 15.7	23.6 x 15.7	11.8	11.8 x 11.8	15.7 x 11.8	14.9	14.9 x 14.9	23.6 x 14.9	118.1
HBP510-723GA	20.0	19.6 x 19.6	24.4 x 19.6	17.7	17.7 x 17.7	17.7 x 19.6	11.8	11.8 x 11.8	11.8 x 15.7	17.7	17.7 x 17.7	17.7 x 19.6	118.1
HBP510-923GA	20.0	19.6 x 19.6	32.2 x 19.6	20.0	19.6 x 19.6	23.6 x 19.6	15.7	15.7 x 15.7	15.7 x 15.7	18.8	19.6 x 19.6	23.6 x 19.6	118.1
HBP510-1208GA	20.0	20.0 x 20.0	47.2 x 20.0	20.0	20.0 x 20.0	31.8 x 20.0	20.0	20.0 x 20.0	20.0 x 20.0	20.0	20.0 x 20.0	31.8 x 20.0	118.1
HBP800-1004GA	31.8	31.4 x 31.4	39.3 x 31.4	23.6	23.6 x 23.6	23.6 x 23.6	-	-	-	23.6	23.6 x 23.6	23.6 x 23.6	118.1

All measurements in inch





## When the going gets tough

Unadulterated power – our high-powered solutions for large, heavy workpieces. Reliable, precise and extremely hardwearing.

### The optimum solution when the going gets tough



- Highly stable design
- Extreme load-bearing capacity up to 100 tons
- Outstanding durability
- Unsusceptible to faults

### Wide application range

- Heavy-duty large forged components
- Ships' crankshafts
- Turbine shafts
- Large-scale tools
- Metal blocks etc.

### Wide range of machine variants

- Machines with roller conveyors: Workpieces are transported on heavy-duty roller conveyors
- Table variants: Table is pushed with the workpiece through the fixed saw gantry
- Gantry design: Sawing frame travels over the fixed workpiece



BEHRINGER  
HBP2100 GANTRY

### Technical Data

Model	Cutting range			Minimum clamping width	Table size L x B	Portal traversing path
	90° round	90° square W x H	90° flat W x H			
HBP1100 GANTRY	43.3	43.3 x 43.3	43.3 x 43.3	4.0	255.9 x 47.2	196.8
HBP1100-1500 GANTRY	43.3	43.3 x 43.3	59.0 x 43.3	15.8	255.9 x 47.2	196.8
HBP1100-1800 GANTRY	43.3	43.3 x 43.3	70.8 x 43.3	15.8	255.9 x 59.0	196.8
HBP1100-2100 GANTRY	43.3	43.3 x 43.3	82.6 x 43.3	19.7	255.9 x 70.8	196.8
HBP1500 GANTRY	59.0	59.0 x 59.0	59.0 x 59.0	15.8	255.9 x 47.2	196.8
HBP1500-1800 GANTRY	59.0	59.0 x 59.0	70.8 x 59.0	15.8	255.9 x 59.0	196.8
HBP1500-2100 GANTRY	59.0	59.0 x 59.0	82.6 x 59.0	19.7	255.9 x 70.8	196.8
HBP1800 GANTRY	70.8	70.8 x 70.8	70.8 x 70.8	15.8	255.9 x 47.2	196.8
HBP1800-2100 GANTRY	70.8	70.8 x 70.8	82.6 x 70.8	19.7	255.9 x 70.8	196.8
HBP2100 GANTRY	82.6	82.6 x 82.6	82.6 x 82.6	19.7	255.9 x 70.8	196.8

Model	Cutting range			Minimum clamping width	Table size L x B	Table traversing path	Feed length Single stroke
	90° round	90° square W x H	90° flat W x H				
HBP1100	43.3	43.3 x 43.3	43.3 x 43.3	4.0	-	-	-
HBP1100-1500	43.3	43.3 x 43.3	59.0 x 43.3	11.9	-	-	-
HBP1100-1800	43.3	43.3 x 43.3	70.8 x 43.3	15.8	-	-	-
HBP1100-2100	43.3	43.3 x 43.3	82.6 x 43.3	19.7	-	-	-
HBP1500	59.0	59.0 x 59.0	59.0 x 59.0	11.9	-	-	-
HBP1100A	43.3	43.3 x 43.3	43.3 x 43.3	4.0	-	-	15.7
HBP1100-1500A	43.3	43.3 x 43.3	59.0 x 43.3	11.9	-	-	15.7
HBP1500A	59.0	59.0 x 59.0	59.0 x 59.0	11.9	-	-	15.7
HBP1100T	43.3	43.3 x 43.3	43.3 x 43.3	4.0	118.1 x 47.2	78.7	-
HBP1100-1500T	43.3	43.3 x 43.3	59.0 x 43.3	15.8	118.1 x 47.2	78.7	-
HBP1100-1800T	43.3	43.3 x 43.3	70.8 x 43.3	15.8	118.1 x 59.0	78.7	-
HBP1500T	59.0	59.0 x 59.0	59.0 x 59.0	15.8	118.1 x 47.2	78.7	-
HBP1500-1800T	59.0	59.0 x 59.0	70.8 x 59.0	15.8	118.1 x 59.0	78.7	-

All measurements in inch






# Vertical machines for perfect longitudinal cuts

New standard of precision for longitudinal dividing of plates and blocks. A highly popular option in the steel trade and for mold and tool makers.



BEHRINGER LPS60-T



Gedung Graha Pena, Lt. 9 No. 902B,  
Batam 29461, Indonesia  
Tel: (62) 778 464 465  
E-mail: [sales@lfc.co.id](mailto:sales@lfc.co.id)

8 Ubi Rd 2, #03-01, Zervex  
Singapore 408538  
Tel: (65) 6749 9697  
E-mail: [sales@lfc.com.sg](mailto:sales@lfc.com.sg)

## Precision with every cut

- High precision for cutting lengths up to 26'
- Suitable for wide-ranging steel blocks and plate stock

## Set-up time close to zero

- Extremely simple, high-speed saw band changeover
- No tools required

## Universal application scope

- Compact, space-saving construction
- Different variants for each application



Series cuts with the LPS automatic

## Technical Data

Model	Cutting range	Cutting height	Cutting length
LPS60-T	28.3	23.6	49.6
LPS40-2	26.7	15.7	78.7
LPS40-3	26.7	15.7	118.1
LPS40-4	26.7	15.7	157.4
LPS40-6	26.7	15.7	236.2
LPS60-2	26.7	23.6	78.7
LPS60-3	26.7	23.6	118.1
LPS60-4	26.7	23.6	157.4
LPS40-120-3	47.2	15.7	118.1
LPS40-120-4	47.2	15.7	157.4
LPS20-120-6	47.2	7.8	236.2
LPS80-120-3	47.2	31.4	118.1
LPS80-120-4	47.2	31.4	157.4

Model	Cutting range	Cutting height	Cutting length
LPS60-120-6	47.2	23.6	236.2
LPS120-120-3	47.2	47.2	118.1
LPS120-120-4	47.2	47.2	157.4
LPS100-120-6	47.2	39.3	236.2
LPS40-160-3	63.0	15.7	118.1
LPS40-160-4	63.0	15.7	157.4
LPS20-160-6	63.0	7.8	236.2
LPS80-160-3	63.0	31.4	118.1
LPS80-160-4	63.0	31.4	157.4
LPS60-160-6	63.0	23.6	236.2
LPS120-160-3	63.0	47.2	118.1
LPS120-160-4	63.0	47.2	157.4
LPS100-160-6	63.0	39.3	236.2

All measurements in inch





## „Classics“ in any workshop

Proven thousands of times over: Swing frame band sawing machines and power hacksaws.



BEHRINGER KS221HY



### Technical Data Power hacksaws

Model	Operating range				
	90° round	45° round	90° square W x H	45° square W x H	90° flat W x H
KS221HY	8.6	6.8	8.2 x 8.2	6.6 x 6.6	9.4 x 6.3
KS251HY	9.8	6.8	9.0 x 9.0	6.6 x 6.6	9.8 x 7.8
KS280HY	11.0	15.7	9.4 x 9.4	6.3 x 6.3	11.0 x 4.7
KS325HY	12.7	8.2	11.0 x 11.0	7.8 x 7.8	11.8 x 7.8
KS400HY	15.7	9.8	13.7 x 13.7	9.4 x 9.4	14.9 x 11.8
Super 452	17.7	11.0	15.7 x 15.7	10.2 x 10.2	16.5 x 13.7

All measurements in inch

### Technical Data Band sawing machines

Model	Cutting range		Miter right				Miter left	
	90° round	90° flat W x H	45° round	45° flat W x H	30° round	30° flat W x H	45° round	45° flat W x H
SLB230G	9.4	11.0 x 8.2	14.1	7.0 x 5.5	4.5	4.3 x 4.3	-	-
SLB230DG	9.4	11.0 x 7.8	6.8	6.6 x 6.6	4.3	3.9 x 5.5	5.9	5.7 x 4.9
SLB230DG Semi-automatic	9.4	11.0 x 7.8	6.8	6.6 x 6.6	4.3	3.9 x 5.5	5.9	5.7 x 4.9
SLB240G Semi-automatic	10.2	14.5 x 10.2	10.2	11.4 x 8.6	7.0	7.0 x 7.0	-	-
SLB240A	10.2	10.6 x 10.2	-	-	-	-	-	-

All measurements in inch

### Everything in their favor

- Simple operation, minimal space requirement
- Low-maintenance and long life
- Excellent cost-to-performance ratio

### At home in workshops and industrial environments

- Forging workshops
- Metalworking shops, trainee workshops
- Repair and service departments



BEHRINGER  
SLB230DG



# High-performance circular saws for mass production

High-powered and precise: Designed especially for mass cutting of aluminium or high-output steel sawing - BEHRINGER EISELE offers you the best possible solution every time.

The degree of automation is determined by the sawing assignment

- Fully automatic circular saws for straight cuts: Optimum results and high performance for mass cutting of steel, aluminium and other NF metals. Round cutting range 7.8" (aluminium) and 5.9" (steel)
- The Multi-Fluid cooling concept multiplies the already high cutting performance many times over by combining different cooling / lubrication components in a most effective way.

**EISELE** VA-L 560 NC1



Gedung Graha Pena, Lt. 9 No. 902B,  
Batam 29461, Indonesia  
Tel: (62) 778 464 465  
E-mail: [sales@lfc.co.id](mailto:sales@lfc.co.id)

8 Ubi Rd 2, #03-01, Zervex  
Singapore 408538  
Tel: (65) 6749 9697  
E-mail: [sales@lfc.com.sg](mailto:sales@lfc.com.sg)



**EISELE** HCS 160 MF



## Technical Data

Model	Cutting range			Drive output HP
	90° round	90° square	90° flat W x H	
VA-L 350	4.5	4.1	7.8 x 2.7	20.1
VA-L 560	7.8	6.6	11.8 x 5.9	32.2

Model	90° round	Cutting range	Drive output HP
		90° square	
HCS 70	0.4 - 2.9	0.4 x 0.4 - 2.3 x 2.3	10.7
HCS 90 E	0.5 - 3.5	0.5 x 0.5 - 2.5 x 2.5	10.7
HCS 100 MF	0.5 - 4.3	0.5 x 0.5 - 3.5 x 3.5	20.1
HCS 130 MF	0.8 - 5.3	0.8 x 0.8 - 4.3 x 4.3	20.1
HCS 160 MF	0.8 - 6.3	0.8 x 0.8 - 5.5 x 5.5	20.1
HCS 180 MF	4.0 - 7.0	1.6 x 1.6 - 5.9 x 5.9	34.8

All measurements in inch





## Circular saws for steel- and other NF profiles

Where flexible, universal cutting of different metal types is on the agenda, BEHRINGER EISELE has just the right answer every time.

### Practically oriented to suit every need

- Manual circular saws for locksmiths, metal working firms and repair workshops: Easy to operate, round-cutting range up to 5.7"
- Fully automatic high-output circular saws: For miter cuts on both sides; Round cutting range up to 5.9"

### Wide application spectrum

- For cutting solid, profiles and tubular stock



**EISELE** VMS 400 H



**EISELE** PSU 450 A

### Technical Data

Model	Cutting range max.								
	90° flat W x H	45° flat W x H	30° flat W x H	90° square	45° square	30° square	90° round	45° round	30° round
<b>VMS 300</b>	4.7 x 2.9	3.1 x 2.9	2.3 x 2.9 <sup>1)</sup>	2.9	2.9	2.3 <sup>1)</sup>	3.5	3.5	2.7 <sup>1)</sup>
<b>VMS 350</b>	6.7 x 3.9	3.7 x 3.9	2.5 x 3.9 <sup>1)</sup>	3.9	3.7	3.3 <sup>1)</sup>	4.7	4.7	3.9 <sup>1)</sup>
<b>VMS 370</b>	7.8 x 3.9	5.5 x 3.9	2.5 x 3.9 <sup>1)</sup>	4.7	3.9	3.5 <sup>1)</sup>	5.1	5.1	4.1 <sup>1)</sup>
<b>VMS 370 A</b>	7.8 x 3.9	5.5 x 3.9	2.5 x 3.9 <sup>1)</sup>	4.7	3.9	3.5 <sup>1)</sup>	5.1	5.1	4.1 <sup>1)</sup>
<b>VMS 400 H</b>	7.8 x 3.9	5.5 x 3.9	2.5 x 3.9 <sup>1)</sup>	4.7	4.7	3.9 <sup>1)</sup>	5.5	5.5	4.3 <sup>1)</sup>
<b>VMS 400 A</b>	7.8 x 3.9	5.5 x 3.9	2.5 x 3.9	4.7	4.7	3.9 <sup>1)</sup>	5.5	5.5	4.3 <sup>1)</sup>
<b>PSU 450 H</b>	9.4 x 2.7	6.6 x 2.7	4.7 x 2.7	5.5	4.9	3.9	5.9	5.7	4.7
<b>PSU 450 GS</b>	Depending on fixture								
<b>PSU 450 M</b>	8.6 x 2.7	7.0 x 1.9	4.7 x 1.9	5.5	4.9	3.9	5.9	5.7	4.7
<b>PSU 450 A</b>	9.4 x 2.7	12.7 x 2.7	4.7 x 2.7	5.5	4.9	3.9	5.9	5.7	4.7

<sup>1)</sup> Right only

All measurements in inch





Gedung Graha Pena, Lt. 9 No. 902B,  
Batam 29461, Indonesia  
Tel: (62) 778 464 465  
E-mail: [sales@lfc.co.id](mailto:sales@lfc.co.id)

8 Ubi Rd 2, #03-01, Zervex  
Singapore 408538  
Tel: (65) 6749 9697  
E-mail: [sales@lfc.com.sg](mailto:sales@lfc.com.sg)

## The BEHRINGER Product Range

- Straight-cutting bandsaws
- Miter-cutting bandsaws
- Vertical bandsaws
- Large bandsaws
- Swing-frame bandsaws
- Hacksawing machines
- Loading and disposal devices and material handling systems
- Complete sawing systems – overall concepts



## The BEHRINGER EISELE Product Range

- Vertical circular cold saws VMS
- Up stroking miter circular cold saws PSU
- Fully-automatic Aluminum-cutting circular cold saw VA-L
- Fully-automatic steel-cutting circular cold saw HCS
- Loading magazines, disposal devices and material handling systems
- Complete sawing systems – overall concepts
- Integration into existing processes